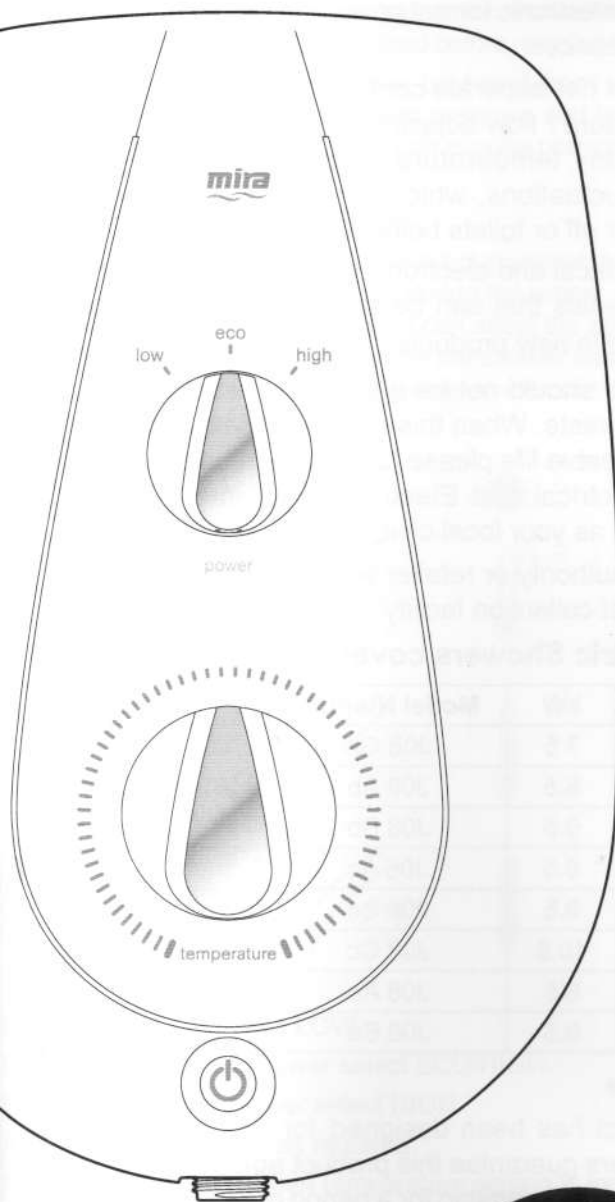


Mira Vie

7.5, 8.5, 9.5 and 10.8 kW Electric Shower

Mira Go

8.5 and 9.5 kW Electric Shower



mira
SHOWERS

**For SPARES, ADVICE
or REPAIRS**

Please call us on
0844 571 5000
(UK Only)

These instructions must be left with the user

User Guide

Showering perfection


mira
SHOWERS

INTRODUCTION

Thank you for choosing a Mira shower. To enjoy the full potential of your new shower, please take time to read this guide thoroughly, and keep it handy for future reference. Products manufactured by Kohler Mira Ltd are designed to be safe provided, that they are installed used and maintained in good working order, in accordance with our instructions and recommendations.

Follow all warnings, cautions and instructions contained in this guide, and on or inside the shower. This guide is also available in electronic format on our website or by contacting customer services.

This product has separate controls for power selection and for temperature / flow adjustment. A unique flow regulator stabilises any temperature changes caused by water pressure fluctuations, which can result from taps being turned on or off or toilets being flushed.

 Electrical and electronic devices contain a range of materials that can be separated for recycling and used in new products.

This shower should not be disposed of with your general household waste. When this shower has reached the end of its serviceable life please take it to a recognised WEEE (Waste Electrical and Electronic Equipment) collection facility such as your local civic amenity site for recycling.

Your local authority or retailer will be able to advise you of your nearest collection facility.

Mira Electric Showers covered by this guide:

Product	kW	Model Number	Colour
Mira Vie	7.5	J08 Gb	White / Chrome
	8.5	J08 Ab	
	9.5	J08 Bb	
	8.5	J08 Ac	Chrome
	9.5	J08 Bc	
	10.8	J08 Cc	
Mira Go	8.5	J08 Aa	White / Chrome
	9.5	J08 Ba	

Guarantee

This product has been designed for domestic use only, Mira Showers guarantee this product against any defect in materials or workmanship for a period of two years from the date of purchase (shower fittings for one year).

For terms and conditions, refer to the back cover of this guide.

Recommended Usage

Domestic	✓
Light Commercial	✓
Heavy Commercial	×
Healthcare	×

Patents and Design Registration

Design Registration:	001375497-0001
Patents:	GB 2 427 460 Ireland 85912

IMPORTANT SAFETY INFORMATION

WARNING - This shower can deliver scalding temperatures, cause fire, electric shock or other personal injury if not operated, or maintained in accordance with the instructions, warnings and cautions contained in this guide and on the appliance.

Please read the important safety information and the operation section of this guide before using the shower. Failure to follow the instructions provided with this shower will invalidate the guarantee.

TO REDUCE THE RISK OF FIRE, ELECTRIC SHOCK OR INJURY:

1. Make sure that you fully understand how to operate this shower before use, read all operating instructions and retain this guide for future reference.
2. This shower can be used by children aged from 8 years and above and persons with reduced physical, sensory or mental capabilities or lack of experience and knowledge if they have been given supervision or instruction concerning use of the appliance in a safe way and understand the hazards involved.
3. Children should be supervised to ensure that they do not play with the shower.
4. **DO NOT** switch the shower on if there is a possibility that the water in the shower is frozen.
5. **DO NOT** switch the shower on if water leaks from the shower unit. Isolate the electrical supply to the shower immediately.
6. **DO NOT** switch the shower on if the case appears to be damaged or incorrectly fitted. Isolate the electrical supply to the shower immediately.
7. Switch off the appliance at its electrical isolating switch when not in use. This is for safety and is recommended with all electrical appliances.
8. **DO NOT** connect the outlet of the shower to any tap, control valve, trigger operated handset or showerhead other than that specified for use with this shower. Only Kohler Mira recommended accessories must be used.
9. Always check the water temperature before entering the shower. Sunburn or skin conditions can increase your sensitivity to hot water. Make sure that you set the shower to a cooler temperature.
10. **DO NOT** operate the temperature control rapidly, allow 10 – 15 seconds for the temperature to stabilise before use.
11. Care is required if the shower is turned off and back on during showering as this may result in unstable temperature. Ensure temperature has stabilised before re-using shower.

12. The showerhead must be de-scaled regularly, refer to the user maintenance section towards the rear of this guide for details.
13. The shower hose must be checked regularly and replaced if damaged, refer to the user maintenance section towards the rear of this guide for details.
14. The shower must be operated and maintained in accordance with the requirements of this guide.
15. If any of the following conditions occur, isolate the electricity and water supplies and contact Kohler Mira Customer Service.
 - If the case is damaged or the cover is not correctly fitted and water has entered the shower case.
 - If the shower begins to make an odd noise, smell or smoke.
 - If the shower shows signs of a distinct change in performance indicating a need for maintenance.

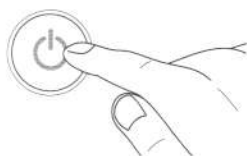
OPERATION

Read the section “Important Safety Information” first.

1

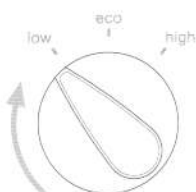


2

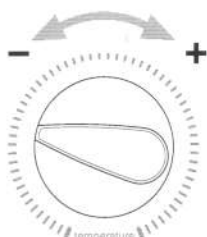


Switch on the electrical supply. Push START/STOP button.

3



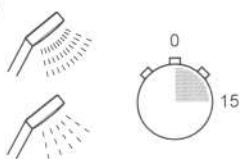
4



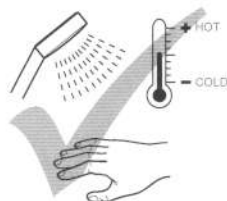
Turn power control to the desired position.

Adjust temperature as required.

5



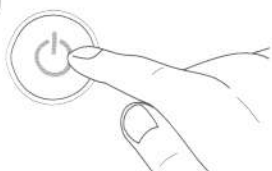
6



Allow 10 - 15 secs for any temperature adjustments to stabilise and reach the showerhead.

Check water temperature before entering shower.

7



Push START/STOP button.

8



Switch off the electrical supply.



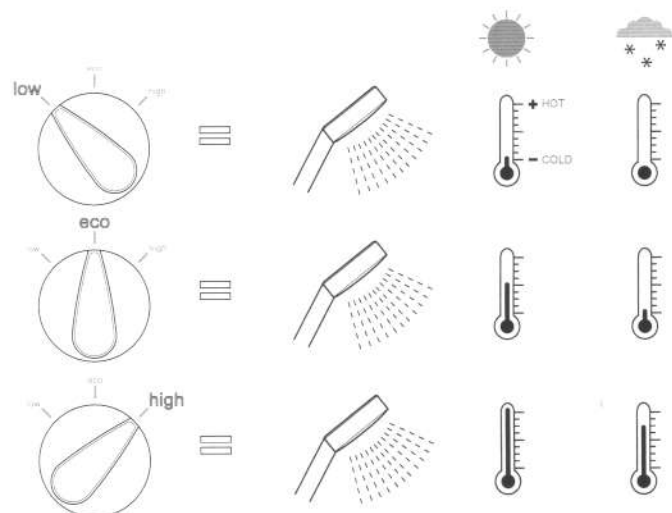
A small amount of water may continue to drain over a few minutes.

WARNING! Turning the shower off and back on during showering may result in unstable temperatures at the showerhead. Always ensure the temperature has stabilised before re-using the shower.

Note! A slight hissing sound may be heard from the shower during operation. High mains water pressure and high shower temperatures will affect the tone. This is quite normal in use.

The Effect of Seasonal Changes

Incoming mains water temperature is not constant throughout the seasons of the year i.e. cooler during the winter, warmer during the summer. These changes can affect the outlet temperature of the shower, therefore the shower temperature may need to be increased or decreased to maintain the desired showering temperature.



For a cold shower select LOW

For a summer warm shower select ECO/HIGH

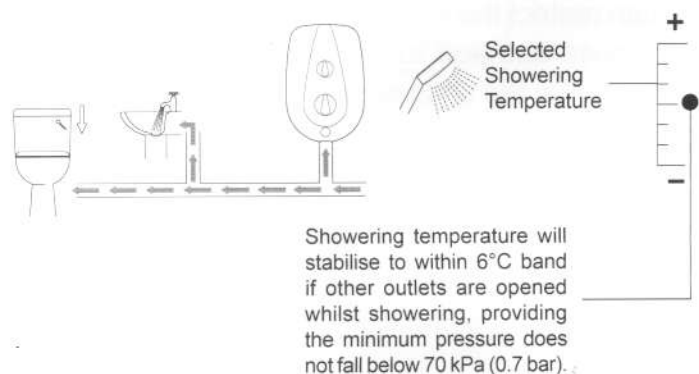
For a winter warm shower select HIGH

Adjust the temperature as required

Flow rate will reduce when temperature setting is increased.

The Effect of Other Water Devices

Example of how shower temperature stabilises due to pressure changes.



Water inlet pressure fluctuations due to other draw offs (e.g. flushing toilet) will cause the showering temperature to increase.

In the event of a malfunction of the shower, a fault finding table is provided in this guide detailing possible causes and remedies that may be carried out by non-qualified personnel.

WARNING - TO REDUCE THE RISK OF FIRE, ELECTRIC SHOCK, INJURY OR PRODUCT DAMAGE:

- There are no user serviceable parts inside the shower. Only qualified, competent personnel should remove the front cover, mains connections are exposed when the cover is removed.
- Switch the shower off at the isolator switch before performing any user maintenance or before cleaning the shower.
- **DO NOT** allow children to perform user maintenance including cleaning of the shower without supervision.
- **DO NOT** use the showerhead to clean the shower.
- If the shower is not to be used for a long period, the electrical supply and water supply to the shower should be isolated. If the shower or pipework is at risk of freezing during this period a qualified, competent person should drain them of water.

Cleaning

Many household cleaners contain abrasives and chemical substances, and should not be used for cleaning plated or plastic fittings. These finishes should be cleaned with a mild washing up detergent or soap solution, and then wiped dry using a soft cloth.

De-scaling the Showerhead

Important! The showerhead must be descaled regularly, keeping the showerhead clean and free from limescale will ensure that your shower and showerhead continue to perform to their maximum. A blocked showerhead can restrict the flow rate and may cause damage to your shower.

Inspecting the hose

Important! The shower hose should be inspected periodically for damage or internal collapse, internal collapse can restrict the flow rate from the showerhead and may cause damage to the shower. Remove the shower hose from the shower, inspect and replace the hose if necessary.

FAULT DIAGNOSIS

If the malfunction has not been detailed in the fault finding table or it was not possible to correct the malfunction, professional assistance may be required. A more detailed fault finding process is included in the Installation Guide for use by qualified, competent personnel only.

Symptom	Power Control Position	Possible Cause	Possible Remedy
Shower fails to operate	ANY	Isolator switch in the off position	Switch on electrical supply via the pullcord or wall mounted switch
		Fuse blown or MCB/RCD tripped, indicating possible electrical fault	Renew the fuse or reset the MCB/RCD. If fault persists, contact your installer
Shower cycles from hot to cold	ECO/ HIGH	The hose or showerhead is blocked	De-scale showerhead, check hose for kinks or damage and replace if necessary. Refer to the ' USER MAINTENANCE ' section of this guide
		Water pressure below minimum required for shower operation	Make sure incoming mains water stopcock and/or shower isolating valve is fully turned on
		Temperature control or heater setting too high	Turn the power control to Eco or turn the temperature control until a cooler temperature is achieved
Unable to select a cool enough shower	ECO/ HIGH	Due to high water supply temperature, the heater setting may be too high	Turn the power control to Eco or turn the temperature control until a cooler temperature is achieved
		The hose or showerhead is blocked	De-scale showerhead, check hose for kinks or damage and replace if necessary. Refer to the ' USER MAINTENANCE ' section of this guide
Low flow	ANY	The hose or showerhead is blocked	De-scale showerhead, check hose for kinks or damage and replace if necessary. Refer to the ' USER MAINTENANCE ' section of this guide
		Other outlets (e.g. toilet, garden hose, washing machine, etc.) drawing water while the shower is being used	Turn off other appliances whilst shower is in use
Operation of Temperature Control has little or no effect on water temperature	ECO/ HIGH	The hose or showerhead is blocked	De-scale showerhead, check hose for kinks or damage and replace if necessary. Refer to the ' USER MAINTENANCE ' section of this guide

Guarantee

Your product has the benefit of our manufacture's guarantee which starts from date of purchase. This guarantee only applies in the United Kingdom and Republic of Ireland. To activate this guarantee, please return your completed registration card, visit our website or free phone 0800 0731248 within 30 days of purchase (UK only).

Within the guarantee period we will resolve defects in materials or workmanship, free of charge, by repairing or replacing parts or product as we may choose.

This guarantee is in addition to your statutory rights and is subject to the following conditions:

- The guarantee applies solely to the original installation under normal use and to the original purchaser only. The product must be installed and maintained in accordance with the instructions given in this guide.
- Servicing must only be undertaken by us or our appointed representative. **Note!** If a service visit is required the product must be fully installed and connected to services.
- Repair under this guarantee does not extend the original expiry date. The guarantee on any replacement parts or product ends at the original expiry date
- For shower fittings or consumable items we reserve the right to supply replacement parts only.

The guarantee does not cover:

- Call out charges for non product faults (such as damage or performance issues arising from incorrect installation, improper use, inappropriate cleaning, lack of maintenance, build up of limescale, frost damage, chemical attack, corrosion, system debris or blocked filters) or where no fault has been found with the product.
- Water or electrical supply, waste and isolation issues.
- Compensation for loss of use of the product or consequential or indirect loss of any kind.
- Damage or defects caused if the product is repaired or modified by persons not authorised by us or our appointed representative.
- Accidental or wilful damage
- Products purchased ex-showroom display.

What to do if something goes wrong


If your product does not work correctly refer to this manual for fault diagnosis and check that it is installed and commissioned in accordance with our instructions.


If this does not resolve the issue, contact us for help and advice.


Extended Guarantees

A selection of protection plans are available that enable you to cover repair bills (excludes Eire). Ring 01922 471763 for more details.

 **Helpdesk Service** - Contact our Customer Services Team for product advice, to purchase spare parts or accessories or to set up service visit. You can contact us via phone or e-mail - contact details below. Please provide your model name, power rating (if applicable) and date of purchase.

 **Mira Showers Website (www.mirashowers.co.uk)**
Visit our website to register your guarantee, download user guides, diagnose faults, purchase our full range of accessories and popular spares, or request a service visit.

 **Spares and Accessories** - We hold the largest stocks of genuine Mira spares and accessories. Contact us for a price or visit our website to purchase items from our accessory range and popular spares. (Only available in the United Kingdom).

 **Service/Repairs** - No one knows our products better than our nationwide team of Service Technicians. We can carry out service or repair work to your product both during and after the guarantee period (Only available in the United Kingdom and Republic of Ireland). Ask about our fixed price service repairs.

To Contact Us

 **0844 571 5000**

 **Fax: 01242 282595**

 E-mail:
www.mirashowers.co.uk/contactus

 Mira Customer Services Dept
Cromwell Road, Cheltenham,
Gloucestershire
GL52 5EP

To Contact Us: Eire Only

 **01 531 9337**

 E-mail:
CustomerServiceEire@mirashowers.com

Mira is a registered trade mark of
Kohler Mira Limited.
The company reserves the right to alter
product specifications without notice.

